



CERTIFICATE OF ANALYSIS

Canvas 340, LLC

Pennsburgh, PA 18073

Sample: 230829TRI001.003

Sample Description: Black Cherry 2.5 mg THC/CBD
Batch#: W2WYBC23001;
Sample Received: 08/29/2023; Report Created: 09/05/2023;
Sampled By: Client;

Black Cherry 2.5 mg THC/CBD
Ingestible, Beverage



	2.601 mg/unit	2.356 mg/unit	4.957 mg/unit
	Total THC	Total CBD	Total Cannabinoids
		ND	
		Total CBG	

Cannabinoids

Date Analyzed: 08/29/2023

Complete

Analyte	LOD	LOQ	Result	Result
	mg/unit	mg/unit	mg/unit	%
THCa	0.06995	0.2332	ND	ND
Δ9-THC	0.06995	0.2332	2.601	0.001227
Δ8-THC	0.06995	0.2332	ND	ND
THCVa	0.06995	0.2332	ND	ND
THCV	0.06995	0.2332	ND	ND
CBDa	0.06995	0.2332	ND	ND
CBD	0.06995	0.2332	2.356	0.001111
CBDVa	0.06995	0.2332	ND	ND
CBDV	0.06995	0.2332	ND	ND
CBN	0.06995	0.2332	ND	ND
CBGa	0.06995	0.2332	ND	ND
CBG	0.06995	0.2332	ND	ND
CBCa	0.1358	0.4527	ND	ND
CBC	0.06995	0.2332	ND	ND
CBL	0.06995	0.2332	ND	ND
Total			4.960	0.002338

1 Unit = 222 mL Can, 212.0000g

Unit Mass/Volume provided by Client and may affect the validity of "mg/unit" results.
SOP:102, AOAC 2018.11 (Modified); UHPLC-PDA. Total THC = THCa * 0.877 + Δ9-THC; Total CBD = CBDa * 0.877 + CBD; Total CBG = CBGa * 0.878 + CBG. Pass/Fail THC criteria, if listed, is in accordance with 86 FR 5596 issued by the USDA for pre-harvest hemp clearance (total THC - uncertainty ≤ 0.3% THC). Dry weight percent of cannabinoids, if listed, is calculated using the dried weight determined by the moisture content prior to extraction, indicated as follows (SOP:702; Gravimetry).

**TRI-
CHOME
ANAL-
TI-CAL**

6000 Commerce Parkway Suite I
Mount Laurel, NJ
(856) 316-0600
<http://www.trichomeanalytical.com>
Lic# ISO/IEC 17025:2017 A2LA CERT# 5913.01 // DEA# RT0581098 // NJ HEMP# 34_00077

Kristen Goedde
Lab Manager

Tom Barkley
Technical Manager

Confident Cannabis
All Rights Reserved
support@confidentcannabis.com
(866) 506-5866
www.confidentcannabis.com



ND=Not Detected, NR=Not Reported, LOD=Limit of Detection, LOQ=Limit of Quantitation. Action levels reported for contaminants are in accordance with 10 NYCRR §1005 issued by the New York Cannabinoid Hemp Program. Values reported relate only to the product tested and batched under the batch number identified above. Trichome Analytical makes no claims as to the efficacy, safety, or other risks associated with any detected or non-detected level of any compounds reported herein. All analytical work is performed using validated methods and in accordance with state and/or federal guidelines. This certificate may only be reproduced in full.



CERTIFICATE OF ANALYSIS

Canvas 340, LLC

Pennsburgh, PA 18073

Sample: 230829TRI001.003

Sample Description: Black Cherry 2.5 mg THC/CBD
Batch#: W2WYBC23001;
Sample Received: 08/29/2023; Report Created: 09/05/2023;
Sampled By: Client;

Black Cherry 2.5 mg THC/CBD

Ingestible, Beverage



Microbials

Date Analyzed: 09/03/2023


Pass

Analytes	Limit	Result	Status
Total Aerobic Count	CFU/g 100000	CFU/g <100	Pass
Salmonella SPP	Detected in 1g	Not Detected	Pass
E. Coli (STEC)	Detected in 1g	Not Detected	Pass
Yeast & Mold	10000	<100	Pass

SOP.602, SOP.606, SOP.607; qPCR, SOP.604; Plating, and/or SOP.605; MPN.

**TRI-
CHOME
ANALY-
TI-CAL**

6000 Commerce Parkway Suite I
Mount Laurel, NJ
(856) 316-0600
<http://www.trichomeanalytical.com>
Lic# ISO/IEC 17025:2017 A2LA CERT# 5913.01 // DEA# RT0581098 // NJ HEMP# 34_00077


Kristen Goedde
Lab Manager


Tom Barkley
Technical Manager

Confident Cannabis
All Rights Reserved
support@confidentcannabis.com
(866) 506-5866
www.confidentcannabis.com



ND=Not Detected, NR=Not Reported, LOD=Limit of Detection, LOQ=Limit of Quantitation. Action levels reported for contaminants are in accordance with 10 NYCRR §1005 issued by the New York Cannabinoid Hemp Program. Values reported relate only to the product tested and batched under the batch number identified above. Trichome Analytical makes no claims as to the efficacy, safety, or other risks associated with any detected or non-detected level of any compounds reported herein. All analytical work is performed using validated methods and in accordance with state and/or federal guidelines. This certificate may only be reproduced in full.



CERTIFICATE OF ANALYSIS

Canvas 340, LLC

Pennsburgh, PA 18073

Sample: 230829TRI001.003

Sample Description: Black Cherry 2.5 mg THC/CBD
Batch#: W2WYBC23001;
Sample Received: 08/29/2023; Report Created: 09/05/2023;
Sampled By: Client;

Black Cherry 2.5 mg THC/CBD

Ingestible, Beverage



Mycotoxins

Date Analyzed: 09/01/2023


Pass

Analytes	LOD	LOQ	Limit	Result	Status
	µg/g	µg/g	µg/g	µg/g	
Aflatoxin B1	0.000831	0.00277		ND	Tested
Aflatoxin B2	0.000831	0.00277		ND	Tested
Aflatoxin G1	0.000831	0.00277		ND	Tested
Aflatoxin G2	0.000831	0.00277		ND	Tested
Total Aflatoxins			0.0200	ND	Pass
Ochratoxin A	0.00332	0.0111	0.0200	ND	Pass

SOP.402; LC-MS/MS.

**TRI-
CHOME
ANALY-
TI-CAL**

6000 Commerce Parkway Suite I
Mount Laurel, NJ
(856) 316-0600
<http://www.trichomeanalytical.com>
Lic# ISO/IEC 17025:2017 A2LA CERT# 5913.01 // DEA# RT0581098 // NJ HEMP# 34_00077


Kristen Goedde
Lab Manager


Tom Barkley
Technical Manager

Confident Cannabis
All Rights Reserved
support@confidentcannabis.com
(866) 506-5866
www.confidentcannabis.com



ND=Not Detected, NR=Not Reported, LOD=Limit of Detection, LOQ=Limit of Quantitation. Action levels reported for contaminants are in accordance with 10 NYCRR §1005 issued by the New York Cannabinoid Hemp Program. Values reported relate only to the product tested and batched under the batch number identified above. Trichome Analytical makes no claims as to the efficacy, safety, or other risks associated with any detected or non-detected level of any compounds reported herein. All analytical work is performed using validated methods and in accordance with state and/or federal guidelines. This certificate may only be reproduced in full.



CERTIFICATE OF ANALYSIS

Canvas 340, LLC

Pennsburgh, PA 18073

Sample: 230829TRI001.003

Sample Description: Black Cherry 2.5 mg THC/CBD
Batch#: W2WYBC23001;
Sample Received: 08/29/2023; Report Created: 09/05/2023;
Sampled By: Client;

Black Cherry 2.5 mg THC/CBD

Ingestible, Beverage



Elemental

Date Analyzed: 08/31/2023

Pass

Heavy Metals

Analytes	LOD	LOQ	Limit	Result	Status
	µg/g	µg/g	µg/g	µg/g	
Arsenic	0.00651	0.0482	1.50	ND	Pass
Cadmium	0.000512	0.0241	0.500	ND	Pass
Lead	0.00609	0.0241	1.00	ND	Pass
Mercury	0.00276	0.00722	1.50	ND	Pass
Chromium	0.0259	0.0722		ND	Tested
Nickel	0.0266	0.0722		ND	Tested
Antimony	0.00805	0.0241		ND	Tested
Selenium	0.0126	0.0963		ND	Tested


Nutrients

Analytes	LOD	LOQ	Limit	Result	Status
	µg/g	µg/g	µg/g	µg/g	
Copper	0.103	0.489		ND	Tested
Iron	1.67	5.00		ND	Tested
Manganese	0.0155	0.489		ND	Tested
Zinc	1.67	5.00		ND	Tested

SOP 502; ICPMS.

**TRI-
CHOME
ANALY-
TI-CAL**

6000 Commerce Parkway Suite I
Mount Laurel, NJ
(856) 316-0600
<http://www.trichomeanalytical.com>
Lic# ISO/IEC 17025:2017 A2LA CERT# 5913.01 // DEA# RT0581098 // NJ HEMP# 34_00077


Kristen Goedde
Lab Manager


Tom Barkley
Technical Manager

Confident Cannabis
All Rights Reserved
support@confidentcannabis.com
(866) 506-5866
www.confidentcannabis.com



ND=Not Detected, NR=Not Reported, LOD=Limit of Detection, LOQ=Limit of Quantitation. Action levels reported for contaminants are in accordance with 10 NYCRR §1005 issued by the New York Cannabinoid Hemp Program. Values reported relate only to the product tested and batched under the batch number identified above. Trichome Analytical makes no claims as to the efficacy, safety, or other risks associated with any detected or non-detected level of any compounds reported herein. All analytical work is performed using validated methods and in accordance with state and/or federal guidelines. This certificate may only be reproduced in full.



CERTIFICATE OF ANALYSIS

Powered by Confident Cannabis
5 of 6

Canvas 340, LLC

Pennsburgh, PA 18073

Sample: 230829TRI001.003

Sample Description: Black Cherry 2.5 mg THC/CBD
Batch#: W2WYBC23001;
Sample Received: 08/29/2023; Report Created: 09/05/2023;
Sampled By: Client;

Black Cherry 2.5 mg THC/CBD
Ingestible, Beverage



Pesticides

Date Analyzed: 09/01/2023


Pass

Analytes	LOD	LOQ	Limit	Result	Status	Analytes	LOD	LOQ	Limit	Result	Status
	µg/g	µg/g	µg/g	µg/g			µg/g	µg/g	µg/g	µg/g	
Abamectin	0.0104	0.0346	0.300	ND	Pass	Fludioxonil	0.0104	0.0346	3.00	ND	Pass
Acephate	0.0104	0.0346	3.00	ND	Pass	Hexythiazox	0.0104	0.0346	2.00	ND	Pass
Acequinocyl	0.0104	0.0346	2.00	ND	Pass	Imazalil	0.0104	0.0346	0.100	ND	Pass
Acetamiprid	0.0104	0.0346	3.00	ND	Pass	Imidacloprid	0.0104	0.0346	3.00	ND	Pass
Aldicarb	0.0104	0.0346	0.100	ND	Pass	Kresoxim Methyl	0.0104	0.0346	1.00	ND	Pass
Azoxystrobin	0.0104	0.0346	3.00	ND	Pass	Malathion	0.0104	0.0346	2.00	ND	Pass
Bifenazate	0.0104	0.0346	3.00	ND	Pass	Metalaxyl	0.0104	0.0346	3.00	ND	Pass
Bifenthrin	0.0104	0.0346	0.500	ND	Pass	Methiocarb	0.0104	0.0346	0.100	ND	Pass
Boscalid	0.0104	0.0346	3.00	ND	Pass	Methomyl	0.0104	0.0346	0.100	ND	Pass
Captan	0.0831	0.277	3.00	ND	Pass	Mevinphos	0.0104	0.0346	0.100	ND	Pass
Carbaryl	0.0104	0.0346	0.500	ND	Pass	MGK-264	0.0208	0.0692		ND	Tested
Carbofuran	0.0104	0.0346	0.100	ND	Pass	Myclobutanil	0.0104	0.0346	3.00	ND	Pass
Chlorantraniliprole	0.0104	0.0346	3.00	ND	Pass	Naled	0.0104	0.0346	0.500	ND	Pass
Chlordane	0.0104	0.0346	0.100	ND	Pass	Oxamyl	0.0104	0.0346	0.500	ND	Pass
Chlorfenapyr	0.0104	0.0346	0.100	ND	Pass	Paclobotrazol	0.0104	0.0346	0.100	ND	Pass
Chlormequat chloride	0.0104	0.0346	3.00	ND	Pass	Parathion Methyl	0.0104	0.0346	0.100	ND	Pass
Chlorpyrifos	0.0104	0.0346	0.100	ND	Pass	Pentachloronitrobenzene	0.0104	0.0346	0.200	ND	Pass
Clofentezine	0.0104	0.0346	0.500	ND	Pass	Permethrins	0.0208	0.0692	1.00	ND	Pass
Coumaphos	0.0104	0.0346	0.100	ND	Pass	Phosmet	0.0104	0.0346	0.200	ND	Pass
Cyfluthrin	0.0415	0.138	1.00	ND	Pass	Piperonyl Butoxide	0.0104	0.0346	3.00	ND	Pass
Cypermethrin	0.0208	0.0692	1.00	ND	Pass	Prallethrin	0.0415	0.0346	0.400	ND	Pass
Daminozide	0.0104	0.0346	0.100	ND	Pass	Propiconazole	0.0104	0.0346	1.00	ND	Pass
Diazinon	0.0104	0.0346	0.200	ND	Pass	Propoxur	0.0104	0.0346	0.100	ND	Pass
Dichlorvos	0.0104	0.0346	0.100	ND	Pass	Pyrethrins	0.0415	0.138	1.00	ND	Pass
Dimethoate	0.0104	0.0346	0.100	ND	Pass	Pyridaben	0.0104	0.0346	3.00	ND	Pass
Dimethomorph	0.0104	0.0346	3.00	ND	Pass	Spinetoram	0.0104	0.0346	3.00	ND	Pass
Ethoprophos	0.0104	0.0346	0.100	ND	Pass	Spinosad	0.0104	0.0346	3.00	ND	Pass
Etofenprox	0.0104	0.0346	0.100	ND	Pass	Spiromesifen	0.0104	0.0346	3.00	ND	Pass
Etoazole	0.0104	0.0346	1.50	ND	Pass	Spirotetramat	0.0104	0.0346	3.00	ND	Pass
Fenhexamid	0.0104	0.0346	3.00	ND	Pass	Spiroxamine	0.0104	0.0346	0.100	ND	Pass
Fenoxycarb	0.0104	0.0346	0.100	ND	Pass	Tebuconazole	0.0104	0.0346	1.00	ND	Pass
Fenpyroximate	0.0104	0.0346	0.100	ND	Pass	Thiacloprid	0.0104	0.0346	0.100	ND	Pass
Fipronil	0.0104	0.0346	0.100	ND	Pass	Thiamethoxam	0.0104	0.0346	1.00	ND	Pass
Fonicamid	0.0104	0.0346	2.00	ND	Pass	Trifloxystrobin	0.0104	0.0346	3.00	ND	Pass

SOP.402; LC-MS/MS & SOP.302; GC-MS

TRI-
CHOME
ANAL-
TI-CAL

6000 Commerce Parkway Suite I
Mount Laurel, NJ
(856) 316-0600
<http://www.trichomeanalytical.com>
Lic# ISO/IEC 17025:2017 A2LA CERT# 5913.01 // DEA# RT0581098 // NJ HEMP# 34_00077


Kristen Goedde
Lab Manager


Tom Barkley
Technical Manager

Confident Cannabis
All Rights Reserved
support@confidentcannabis.com
(866) 506-5866
www.confidentcannabis.com



ND=Not Detected, NR=Not Reported, LOD=Limit of Detection, LOQ=Limit of Quantitation. Action levels reported for contaminants are in accordance with 10 NYCRR §1005 issued by the New York Cannabinoid Hemp Program. Values reported relate only to the product tested and batched under the batch number identified above. Trichome Analytical makes no claims as to the efficacy, safety, or other risks associated with any detected or non-detected level of any compounds reported herein. All analytical work is performed using validated methods and in accordance with state and/or federal guidelines. This certificate may only be reproduced in full.



CERTIFICATE OF ANALYSIS

Canvas 340, LLC

Pennsburgh, PA 18073

Sample: 230829TRI001.003

Sample Description: Black Cherry 2.5 mg THC/CBD
Batch#: W2WYBC23001;
Sample Received: 08/29/2023; Report Created: 09/05/2023;
Sampled By: Client;

Black Cherry 2.5 mg THC/CBD

Ingestible, Beverage





Residual Solvents

Date Analyzed: 08/30/2023

Pass

Analytes	LOD	LOQ	Limit	Result	Status
	µg/g	µg/g	µg/g	µg/g	
1,1- Dichloroethene	0.0364	0.109	8.00	ND	Pass
1,2-Dichloroethane	0.145	0.436	5.00	ND	Pass
Acetone	14.5	43.6	5000	ND	Pass
Acetonitrile	14.5	43.6	410	ND	Pass
Benzene	0.0364	0.109	2.00	ND	Pass
Butane	14.5	43.6	2000	ND	Pass
Chloroform	0.0364	0.109	60.0	ND	Pass
Ethanol	14.5	43.6	5000	985	Pass
Ethyl acetate	14.5	43.6	5000	<LOQ	Pass
Ethyl ether	14.5	43.6	5000	ND	Pass
Ethylene oxide	0.145	0.436	5.00	ND	Pass
Heptane	14.5	43.6	5000	ND	Pass
n-Hexane	7.27	21.8	290	ND	Pass
Isopropyl alcohol	14.5	43.6	5000	ND	Pass
Methanol	14.5	43.6	3000	ND	Pass
Methylene chloride	0.0727	0.218	600	ND	Pass
Pentane	3.64	10.9	5000	ND	Pass
Propane	7.27	21.8	5000	ND	Pass
Toluene	7.27	21.8	890	ND	Pass
Trichloroethylene	0.0364	0.109	80.0	ND	Pass
Xylenes	7.27	21.8	2170	ND	Pass

SOP.204; HS-GC-MS.

TRI-
CHOME
ANAL-
TI-CAL6000 Commerce Parkway Suite I
Mount Laurel, NJ
(856) 316-0600
<http://www.trichomeanalytical.com>
Lic# ISO/IEC 17025:2017 A2LA CERT# 5913.01 // DEA# RT0581098 // NJ HEMP# 34_00077
Kristen Goedde
Lab Manager
Tom Barkley
Technical ManagerConfident Cannabis
All Rights Reserved
support@confidentcannabis.com
(866) 506-5866
www.confidentcannabis.com

ND=Not Detected, NR=Not Reported, LOD=Limit of Detection, LOQ=Limit of Quantitation. Action levels reported for contaminants are in accordance with 10 NYCRR §1005 issued by the New York Cannabinoid Hemp Program. Values reported relate only to the product tested and batched under the batch number identified above. Trichome Analytical makes no claims as to the efficacy, safety, or other risks associated with any detected or non-detected level of any compounds reported herein. All analytical work is performed using validated methods and in accordance with state and/or federal guidelines. This certificate may only be reproduced in full.